

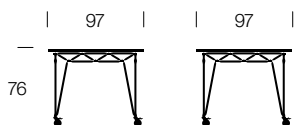
# Product sheet Part 1

## Bridge table system S, M, L

### Table Bridge S

W/H/D: 97/76/97 cm

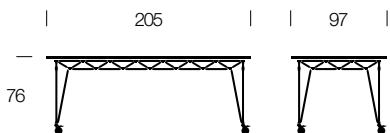
casters Ø 75 mm (adj. feet optionally available)



### Table Bridge M

W/H/D: 205/76/97 cm


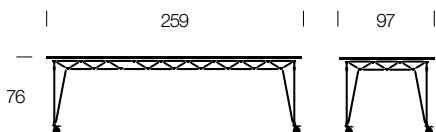
casters Ø 75 mm (adj. feet optionally available)



### Table Bridge L

W/H/D: 259/76/97 cm

casters Ø 75 mm (adj. feet optionally available)



# Product sheet Part 2

## Bridge table system S, M, L

### Description

The Bridge table system includes various sitting- and standing-height models specially designed and developed to meet the needs of formal and informal meetings and to support agile working methods.

### Features

The Bridge table system range can be configured in sitting-height with fixed feet or with casters.

### Packaging

For transport, the furniture is wrapped in packaging foil. Edges and corners are protected with cardboard edge protectors.

### Assembly

The tables are shipped fully assembled. Final assembly is carried out by a professionally trained assembly service.

### Service life

The product is extremely hardy when used as intended.

The table models included in the Bridge table system conform to the norms on strength, durability and safety contained in the DIN EN 15372: 2017-02 standard.

### Labelling

manufacturer's label

### Design

Stationary and portable sitting-height table in a basic rectangular shape, W/H/D: 97/76/97 cm or 205/76/97 cm or 259/76/97 cm. Frame made of cylindrical tubing in brushed stainless or powder coated steel, 20x1 on lockable rubberised furniture casters. or on height-adjustable feet. Easy to assemble and disassemble. Tabletop in MDF, with melamine-coated, wood veneer or furniture linoleum surface. All Edges are thermally smoothed and sealed.

### Warning messages

Always secure tables with casters from rolling by activating the locks on the casters! Unsecured furniture can pose a risk of injury.

# Product sheet Part 3

## Bridge table system S, M, L

### Instructions for use

Brakes on the casters can be operated by foot.

**Please note:** To move the furniture, release the locks on all casters. Trying to move a piece of furniture while the brakes are in may result in a loss of function, excessive wear and to occasional damage to the brake mechanism. Rolling the furniture over curbs, uneven floors, steps or door thresholds may lead to a loss of function or excessive wear, and to components coming loose.

### Care instructions

#### Melamine-coated tabletops

Melamine-coated tabletops can be wiped with a soft, dry, lint-free cloth during regular cleaning. Never let moisture accumulations soak into furniture edges and corners! Never allow moisture (from glass rims, plant pots, etc.) soak into the surface or edges of the furniture.

Water-soluble soiling can be wiped away using a well-wrung out damp cloth. You can add a small amount of a mild cleaning agent to the water. Never use caustic or scouring cleaning agents! Wipe dry after cleaning.

#### Natural wood surfaces

Veneer is natural wood and therefore just as sensitive when it comes to cleaning. The real wood veneer panels used at System 180 receive – to preserve its natural character – a coating with a UV varnish. This finish does not constitute a sealant. Never allow moisture to get on the surface of the (glass edges, planters, etc.) as this can damage the surface.

Wood surfaces should be cleaned regularly.

#### Loose dirt and dust

For regular cleaning, wiping the furniture with a soft, dry, lint-free cloth should be sufficient. Microfibre cloths are not recommended as they can scratch the surface.

#### Water-soluble soiling

If the dirt cannot be removed dry, then a well-wrung cloth can be used to remove the dirt. A small amount of a mild detergent can be added to the wiping water. Never use harsh, abrasive or solvent-containing cleaning agents!

Subsequently wipe dry. Directly afterwards rub the surface dry without applying pressure.

#### Water-insoluble soiling

In the case of heavy soiling that cannot be removed using a damp cloth, no single recommendation can be given.

(Please use only specially trained personnel for this purpose!)

#### Furniture-quality linoleum

Furniture-quality linoleum allows loose dust and dirt to be removed using dust binding cloths or by vacuuming. Use an appropriate cleaning agent following the manufacturer's instructions to remove any adhering dirt. For this purpose, dissolve a cleaning agent, for example, a standard neutral or specialised linoleum cleaner (with pH value <9) in water (for example, the „Harell“ cleaning and care set for linoleum). Soak a soft cloth with the cleaning solution and wring it out well. Use it to wipe the linoleum surface clean.

For stubborn dirt and stains, the cleaning agent can be applied undiluted to a soft cloth to clean off the dirt. If necessary, use a white cleaning pad. Soak up the dissolved dirt with a clean, absorbent cloth and then wipe the surface with a cloth lightly moistened with clear water.

# Product sheet Part 4

## Bridge table system S, M, L

### Stainless steel parts

Stainless steel surfaces should be cleaned using cleansing cloths, soft sponges or brushes with clean, hot water, with all-purpose cleaner containing no abrasive ingredients where necessary.

Before drying, all traces of detergent should be carefully removed.

Particular types of staining (e.g. limescale residues) may be removed with light acidic cleaning agents containing 10 % citric or acetic acid. Wipe all treated surfaces thoroughly to remove all residues.

**Please note:** The corrosion resistance of stainless steel may be reduced by acids and halogen compounds (chlorides, bromides, iodides). For this reason, no cleaning agents containing strongly acidic salts should be used. Such substances include decalcifiers based on formic acid and amidosulfuric acid, drain cleaning agents, hydrochloric acid and silver cleaning agents. Do not use any chloride solutions, caustic or abrasive substances (scouring powder, steel wool), nor polishes, wax or bleaching agents.

To avoid extraneous rust, do not use either cleaning utensils made of non-stainless steel (spatulas, steel wool) or other items previously used to clean non-stainless steel.

### Disposal

The piece can be fully dismantled at the end of its useful life. Its components can be separated according to their various recycling classes and sent for recycling according to their waste code number (AVV).

- Frame, casters and small parts: 20 01 40 AVV (metals)
- Tabletop: 03 01 05 AVV (sawdust, chippings, off-cuts, wood, chipboard and veneers, with the exception of those included under 03 01 04).
- The piece may also be disposed of entirely intact as: 20 03 07 AVV (bulky waste).

# Technical datasheet

## Bridge table system S, M, L

Material	Description	Value	Norm
MDF StyleBoard, black	Attractive MDF panels with uniform structure coloured right through in black		EN 622-5:1997 EN 622-3:2004
	Gross density	770-780 kg/m <sup>3</sup>	DIN EN 622-5
	Longitudinal bending tensile strength	8–28 N/mm <sup>2</sup>	EN 310
	Bending tensile strength across width	0.1–0.4 N/mm <sup>2</sup>	EN 319
	Swelling over 24 hrs	7–20 %	EN 314
	Bending elastic modulus	1600–2900 N/mm <sup>2</sup>	EN 310
	Fire performance	Normal flammability Ds2, d0	
	Formaldehyde emission class	E1	DIN EN 717-2 DIN EN 120
	Harmless in contact with foodstuffs		EN 1186 EN 13130 CEN/TS 14234
	Surface texture VV – Gloss level	≤ 20 gloss units	DIN EN 527
Furniture-quality linoleum	Elastic, antistatic coating material made of natural raw materials on impregnated paper, suitable for edge-to-edge writing pads, furniture and other interior surfaces.		
	Thickness	2 mm	EN-ISO 24346
	Reflection haze	< 5	ISO 2813
	Residual indentation properties	≤ 0.2 mm	EN-ISO 24341-1
	Light fastness	Method 3: Level 6	EN-ISO 105-B02
	Chemical resistance		EN-ISO 26987
	Anti-static		EN 1815
Technical fittings	The socket units are perfectly suited for supplying mains and data connections to workstations flexibly in partition systems and raised floors.	M earthing contact   Germany / Type F, Rating data: 16 A / 250 V max. 3680 W	DIN VDE 0620-1 / Type DIN 49440 / CEE 7/3
Steel tubing	Ferritic corrosion-resistant stainless steel tubing 1.4509, brushed surface	Ø 20x1 mm	DIN EN 10217-7
	Strength / Eddy current tested	6000 mm, -0/+20 mm	EN 10204
	Tolerance	D4/T3	EN 1127

The products included in the Bridge table system conform to the norms on strength, durability and safety contained in the DIN EN 15372:2017-02 standard.