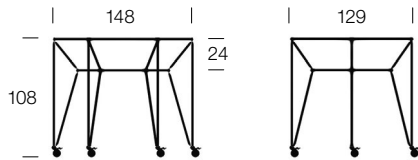


Product sheet Part 1

Design Thinking Line® standing-height Table T6/T6 S

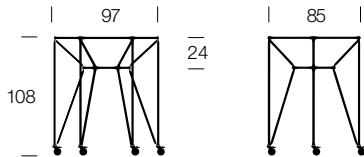
DT Line Table T6

W/H/D: 148/108/129 cm
 under-tabletop storage spac
 giving an effective height of :
 weight: 27 kg



DT-Line Table T6 S

W/H/D: 97/108/85 cm
 under-tabletop storage space approx. 39 x 36 cm
 giving an effective height of 24 cm
 weight: 19 kg



Product sheet Part 2

Design Thinking Line® standing-height Table T6/T6 S



Description

DT-Line standing-height tables are specially designed and developed to cater for the needs of creative teamworkers. Their design is focused mainly on their flexibility and adaptability to various modes of working and spatial situations.

Features

Tables in the range can be rolled on their casters and offer space for up to six standing workshop participants.

Packaging

For transport, the furniture is wrapped in packaging foil. Edges and corners are protected with cardboard edge protectors.

Assembly

The furniture is delivered either fully assembled or with the table structure and legs still separate.

Certification

The standing tables included in the Design Thinking Line® have been tested according to DIN EN 15372/02.17 and are GS certified.

GS Certificate No. S 60142101



Service life

The product is extremely robust when used as intended.

Combination with other products

– n.a. –

Design

Portable standing-height table in basic hexagonal form, W/H/D 148/108/129 cm.

Frame made of cylindrical stainless-steel tubing, 20x1 on lockable rubberised furniture casters.

Tabletop integrated, in 16-mm MDF, melamine coated in RAL 9010

Labelling

Furniture emblem integrated onto product

Warning messages

Always secure tables with casters from rolling by activating the locks on the casters! Unsecured furniture can pose a risk of injury.

Product sheet Part 3

Design Thinking Line® standing-height Table T6/T6 S



Instructions for use

Brakes on the casters can be operated by foot.

Please note: Trying to move a piece of furniture while the brakes are on may result in a loss of function, excessive wear and in occasional damage to the brake mechanism. Rolling the furniture over curbs, uneven floors, steps or door thresholds may lead to a loss of function or excessive wear, and to components coming loose.

Care instructions

Melamine-coated tabletops

Melamine-coated tabletops can be wiped with a soft, dry, lint-free cloth during regular cleaning. Never let moisture accumulations soak into furniture edges and corners! Never allow moisture (from glass rims, plant pots, etc.) soak into the surface or edges of the furniture.

Water-soluble soiling can be wiped away using a well-wrung out damp cloth. You can add a small amount of a mild cleaning agent to the water. Never use caustic or scouring cleaning agents! Wipe dry after cleaning.

Natural wood surfaces

Veneer is natural wood and therefore just as sensitive when it comes to cleaning. The real wood veneer panels used at System 180 receive – to preserve its natural character – a coating with a UV varnish. This finish does not constitute a sealant. Never allow moisture to get on the surface of the (glass edges, planters, etc.) as this can damage the surface.

Wood surfaces should be cleaned regularly.

Loose dirt and dust

For regular cleaning, wiping the furniture with a soft, dry, lint-free cloth should be sufficient. Microfibre cloths are not recommended as they can scratch the surface.

Water-soluble soiling

If the dirt cannot be removed dry, then a well-wrung cloth can be used to remove the dirt. A small amount of a mild detergent can be added to the wiping water. Never use harsh, abrasive or solvent-containing cleaning agents!

Subsequently wipe dry. Directly afterwards rub the surface dry without applying pressure.

Water-insoluble soiling

In the case of heavy soiling that cannot be removed using a damp cloth, no single recommendation can be given.

(Please use only specially trained personnel for this purpose!)

Product sheet Part 4

Design Thinking Line® standing-height Table T6/T6 S



Furniture-quality linoleum

Furniture-quality linoleum allows loose dust and dirt to be removed using dust binding cloths or by vacuuming. Use an appropriate cleaning agent following the manufacturer's instructions to remove any adhering dirt. For this purpose, dissolve a cleaning agent, for example, a standard neutral or specialised linoleum cleaner (with pH value <9) in water (for example, the „Harell“ cleaning and care set for linoleum). Soak a soft cloth with the cleaning solution and wring it out well. Use it to wipe the linoleum surface clean.

For stubborn dirt and stains, the cleaning agent can be applied undiluted to a soft cloth to clean off the dirt. If necessary, use a white cleaning pad. Soak up the dissolved dirt with a clean, absorbent cloth and then wipe the surface with a cloth lightly moistened with clear water.

Stainless steel parts

Stainless steel surfaces should be cleaned using cleansing cloths, soft sponges or brushes with clean, hot water, with all-purpose cleaner containing no abrasive ingredients where necessary.

Before drying, all traces of detergent should be carefully removed.

Particular types of staining (e.g. limescale residues) may be removed with acidic cleaning agents containing 10 % citric or acetic acid. Wipe all treated surfaces thoroughly to remove all residues .

Please note: The corrosion resistance of stainless steel may be reduced by acids and halogen compounds (chlorides, bromides, iodides). For this reason, no cleaning agents containing strongly acidic salts should be used. Such substances include decalcifiers based on formic acid and amidosulfuric acid, drain cleaning agents, hydrochloric acid and silver cleaning agents. Do not use any chloride solutions, caustic or abrasive substances (scouring powder, steel wool), nor polishes, wax or bleaching agents. To avoid extraneous rust, do not use either cleaning utensils made of non-stainless steel (spatulas, steel wool) or other items previously used to clean non-stainless steel should be used.

Disposal

The piece can be fully dismantled at the end of its useful life. Its components can be separated according to their various recycling classes and sent for recycling according to their waste code number (German Waste Catalogue Ordinance, AVV).

- Tabletops: 20 01 38 AVV (wood)
- Frame, casters and small parts: 20 01 40 AVV (metals)
- The piece may also be disposed of entirely intact as: 20 03 07 AVV (bulky waste)

Other information

– not applicable – No consumer groups exposed to particular risks during use – children and the elderly in particular will not be using the product.

Product sheet Part 1

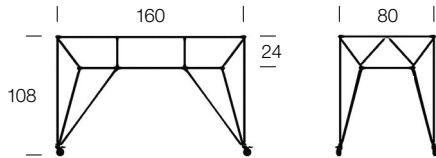
Design Thinking Line® standing-height Table T4/T4 S

DT-Line Table T4

W/H/D: 160/108/80 cm

under-tabletop storage space approx. 120 x 40 cm,
giving an effective height of 24 cm

weight: 35 kg

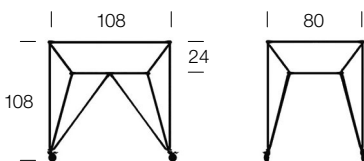


DT-Line Table T4 S

W/H/D: 108/108/80 cm

under-tabletop storage space approx. 72 x 44 cm,
giving an effective height of 24 cm

weight: 25 kg



Product sheet Part 2

Design Thinking Line® standing-height Table T4/T4 S



Description

DT-Line standing-height tables have been specially designed and developed in 1 to 2-day Design Thinking workshops to cater for the needs of creative teamworkers. Their design is focused mainly on their flexibility and adaptability to various modes of working and spatial situations.

Features

Tables in the range can be rolled on their casters and offer space for up to six standing workshop participants.

Packaging

For transport, the furniture is wrapped in packaging foil. Edges and corners are protected with cardboard edge protectors.

Assembly

The furniture is delivered fully assembled.

Certification

The standing tables included in the Design Thinking Line® have been tested according to DIN EN 15372/02.17 and are GS certified.

GS Certificate No. S 60142101



Service life

The product is extremely robust when used as intended.

Combination with other products

– n.a. –

Design

Portable standing-height table in basic rectangular form, W/H/D 160/108/890 cm.

Frame made of cylindrical stainless-steel tubing, 20x1 on lockable rubberised furniture casters.

Tabletop integrated, in 16-mm MDF, melamine coated in RAL 9010.

Labelling

Furniture emblem integrated onto product.

Warning messages

Always secure tables with casters from rolling by activating the locks on the casters! Unsecured furniture can pose a risk of injury.

Product sheet Part 3

Design Thinking Line® standing-height Table T4/T4 S



Instructions for use

Brakes on the casters can be operated by foot.

Please note: Trying to move a piece of furniture while the brakes are on may result in a loss of function, excessive wear and in occasional damage to the brake mechanism. Rolling the furniture over curbs, uneven floors, steps or door thresholds may lead to a loss of function or excessive wear, and to components coming loose.

Care instructions

Melamine-coated tabletops

Melamine-coated tabletops can be wiped with a soft, dry, lint-free cloth during regular cleaning. Never let moisture accumulations soak into furniture edges and corners! Never allow moisture (from glass rims, plant pots, etc.) soak into the surface or edges of the furniture.

Water-soluble soiling can be wiped away using a well-wrung out damp cloth. You can add a small amount of a mild cleaning agent to the water. Never use caustic or scouring cleaning agents! Wipe dry after cleaning.

Natural wood surfaces

Veneer is natural wood and therefore just as sensitive when it comes to cleaning. The real wood veneer panels used at System 180 receive – to preserve its natural character – a coating with a UV varnish. This finish does not constitute a sealant. Never allow moisture to get on the surface of the (glass edges, planters, etc.) as this can damage the surface. Wood surfaces should be cleaned regularly.

Loose dirt and dust

For regular cleaning, wiping the furniture with a soft, dry, lint-free cloth should be sufficient. Microfibre cloths are not recommended as they can scratch the surface.

Water-soluble soiling

If the dirt cannot be removed dry, then a well-wrung cloth can be used to remove the dirt. A small amount of a mild detergent can be added to the wiping water. Never use harsh, abrasive or solvent-containing cleaning agents! Subsequently wipe dry. Directly afterwards rub the surface dry without applying pressure.

Water-insoluble soiling

In the case of heavy soiling that cannot be removed using a damp cloth, no single recommendation can be given. (Please use only specially trained personnel for this purpose!)

Product sheet Part 4

Design Thinking Line® standing-height Table T4/T4 S



Stainless steel parts

Stainless steel surfaces should be cleaned using cleansing cloths, soft sponges or brushes with clean, hot water, with all-purpose cleaner containing no abrasive ingredients where necessary.

Before drying, all traces of detergent should be carefully removed.

Particular types of staining (e.g. limescale residues) may be removed with acidic cleaning agents containing 10 % citric or acetic acid. Wipe all treated surfaces thoroughly to remove all residues .

Please note carefully: The corrosion resistance of stainless steel may be reduced by acids and halogen compounds (chlorides, bromides, iodides). For this reason, no cleaning agents containing strongly acidic salts should be used. Such substances include decalcifiers based on formic acid and amidosulfuric acid, drain cleaning agents, hydrochloric acid and silver cleaning agents. Do not use any chloride solutions, caustic or abrasive substances (scouring powder, steel wool), nor polishes, wax or bleaching agents.

To avoid extraneous rust, do not use either cleaning utensils made of non-stainless steel (spatulas, steel wool) or other items previously used to clean non-stainless steel should be used.

Disposal

The piece can be fully dismantled at the end of its useful life. Its components can be separated according to their various recycling classes and sent for recycling according to their waste code number (German Waste Catalogue Ordinance, AVV).

- Tabletops: 20 01 38 AVV (wood)
- Frame, casters and small parts: 20 01 40 AVV (metals)
- The piece may also be disposed of entirely intact as: 20 03 07 AVV (bulky waste)

Other information

– not applicable – No consumer groups exposed to particular risks during use – children and the elderly in particular will not be using the product.



Technical datasheet

Components of the Design Thinking Line® piece

Material	Description	Value	Norm
MDF StyleBoard, black	Attractive MDF panels with uniform structure coloured right through in black		EN 622-5:1997 EN 622-3:2004
	Gross density	770 - 780 kg/m ³	DIN EN 622-5
	Longitudinal bending tensile strength	8–28 N/mm ²	EN 310
	Bending tensile strength across width	0.1–0.4 N/mm ²	EN 319
	Swelling over 24 hrs	7–20 %	EN 314
	Bending elastic modulus	1600-2900 N/mm ²	EN 310
	Fire performance	Normal flammability Ds2, d0	
	Formaldehyde emission class	E1	
	Harmless in contact with foodstuffs		EN 1186 EN 13130 CEN/TS 14234
	Surface texture VV – Gloss level	≤ 20 gloss units	DIN EN 527
Whiteboard coating Homapal 8206	Magnetic whiteboard surface HPL with melamine coating	RAL 9010	DIN EN 14434 7.2–7.5
Tubing	Brushed stainless steel tubing 1.4509	Ø20x1 mm	DIN EN 10217-7
	Strength / Eddy current tested	6000 mm, -0/+20 mm	EN 10204
	Tolerance	D4/T3	EN 1127

The products included in the Design Thinking Line® series conform to the norms on strength, durability and safety contained in the DIN EN 15372:2017-02 standard.